



PRODUCT CATALOG 2023



SOLUTIONS TO YOUR AAC NEEDS

This catalog documents all available products sold by Eyegaze. It includes both insurance-covered and premium options.

This product catalog contains a list of the many devices and options offered by Eyegaze. Please see product brochures for information about the powerful capabilities of each of these models.

The Eyegaze funding department will submit one communication tablet, one eye tracking camera, and one mounting package for reimbursement. Items with part numbers beginning with “OPT” are available for direct purchase and will not be submitted to insurance by Eyegaze.

Table of Contents

Eyegaze Products-----	2
Eyegaze Mounting Packages-----	4
Eyegaze Mounting Package Components-----	5
Optional Eyegaze Mounting Accessories-----	6
Optional Eyegaze Floor Stands-----	7



Eyegaze Edge® Model 2100

Part #
5211

Speech generating device with Eyeworld communication software, Prime eye tracking camera, Eyegaze Connect® USB, installation, training, technical support, and a 1-year warranty.

*The Prime camera tracks one eye at a time.



Eyegaze Edge® Model 2200

Part #
5212

Speech generating device with Eyeworld communication software, Encore eye tracking camera, Eyegaze Connect®, installation, training, technical support, and a 1-year warranty.

*The Encore camera tracks one or two eyes at a time. Includes the Eyegaze Connect® feature internally.



Eyegaze Edge® Model 1000

Part #
4200

Speech generating device with Eyeworld communication software, touch access, installation, training, technical support, and a 1-year warranty.

*Eyegaze Edge® Models 1000 and 1010 do not include eye tracking control.



Eyegaze Edge® Model 1010

Part #
4000

Speech generating device with Eyeworld communication software, head tracking (headmouse), Eyegaze Connect® USB, installation, training, technical support, and a 1-year warranty.

*Eyegaze Edge® Models 1000 and 1010 do not include eye tracking control.



Eyegaze Connect® USB

Part #
OPT 106

Eyegaze Connect allows Eyegaze Edge® Models 2100 and 1010 to act as a Bluetooth keyboard and mouse to control any device that can use those input devices. With Eyegaze Connect, an Eyegaze Edge user can control another PC, Mac, Linux, iOS or Android device. This capability is built into the Encore camera. This capability is built into Eyegaze Edge® Model 2200's Encore camera.









Eyegaze Edge® Endurance Pack

Part #
OPT 109

The Endurance Pack is a supplemental battery pack to extend the runtime of an Eyegaze Edge® Model.



	<p>USB-UIRT Infrared Receiver/Transmitter</p> <p>A universal IR remote accessory for devices that are operated by an infrared remote control.</p>	<p>Part # OPT 107</p>
	<p>AlphaCore</p> <p>Provides features which maximize efficiency and communication rate for people with typical, limited or no hand movement. Four layouts enable users, with a wide range of physical abilities, to choose a keyboard that optimizes their communication.</p>	<p>Part # N/A</p>
	<p>Eyeworld - Foreign Language of Choice</p> <p>Eyeworld communication suite in any available language as an alternative to the English version. After verifying availability, specify language in order notes.</p>	<p>Part # OPT 203</p>
	<p>Gateway Page Set</p> <p>A series of core word page sets that supports the language learning needs of young children and facilitates efficient communication for advanced communicators.</p>	<p>Part # OPT 202</p>
	<p>Score Page Set</p> <p>A symbol-based vocabulary set that can be expanded to grow with the communicator.</p>	<p>Part # OPT 204</p>
	<p>PODD Page Set</p> <p>Pragmatic Organization Dynamic Display pages, developed by Gayle Porter, provide structured organization and emphasis on visual communication means for developing communication.</p>	<p>Part # OPT 205</p>



Eyegaze Mounting Packages

These items can be submitted for insurance reimbursement

	Floating Table Mount & Floor Stand	Part # MT01
<p>Includes:</p> <ul style="list-style-type: none"> • Table Clamp • Tilter • Floating arm • FS Mini Floor Stand • Upgrade arm • GA LC UDS-Adapter <p>Perfect for:</p> <ul style="list-style-type: none"> • Tables, beds, and recliners 		
	Floating Table Mount & Wheelchair Mount	Part # MT02
<p>Includes:</p> <ul style="list-style-type: none"> • Table Clamp • Tilter • Floating arm • Monty 3D Plus HD Wheelchair mount • M3D Frame Clamp • LC-Tech-Adapter <p>Perfect for:</p> <ul style="list-style-type: none"> • Users seated at tables or in wheelchairs 		
	Wheelchair Mount & Floor Stand	Part # MT03
<p>Includes:</p> <ul style="list-style-type: none"> • GA LC UDS-Adapter • Monty 3D Plus HD Wheelchair mount • M3D Frame Clamp • Upgrade arm • FS Mini Floor Stand <p>Perfect for:</p> <ul style="list-style-type: none"> • Users in beds, recliners, and wheelchairs 		
	Wheelchair Mount	Part # MT04
<p>Includes:</p> <ul style="list-style-type: none"> • Monty 3D Plus HD Wheelchair mount • M3D Frame Clamp • GA LC UDS-Adapter <p>Perfect for:</p> <ul style="list-style-type: none"> • Users in wheelchairs 		
	Floor Stand	Part # MT05
<p>Includes:</p> <ul style="list-style-type: none"> • Upgrade arm • FS Mini Floor Stand • GA LC UDS-Adapter <p>Perfect for:</p> <ul style="list-style-type: none"> • Users in beds and recliners 		
	Floating Table Mount	Part # MT06
<p>Includes:</p> <ul style="list-style-type: none"> • Table Clamp • Tilter • Floating arm <p>Perfect for:</p> <ul style="list-style-type: none"> • Users seated at tables 		



Eyegaze Mounting Package Components

Parts identified here relate to mounting packages on pg. 5

	<p>M3D Frame Clamp (Varies by Wheelchair) Monty 3D frame clamp for wheelchair mounting – make and model of wheelchair needed.</p>	<p>Part # Varies</p>
	<p>Monty 3D Plus HD M3D wheelchair mount with the longest reach and the most stability. Tube lengths 500 x 500 x 400 mm (20 x 20 x 16"). UDS-DC and additional 300 mm (12") tube included. Max. load capacity: 6.0 kg (13.2 lbs). Frame clamp not included.</p>	<p>Part # 11.4312</p>
	<p>FS Mini HD Elegant floor mount with flat base for positioning of lightweight devices with Light 3D tubes and QuickShift handles. UDS included. Rollable when tilted. Load capacity: 2.0 kg (4.4 lbs).</p>	<p>Part # 17.1410</p>
	<p>FS Mini Upgrade arm L3D tube with an additional 16/16 joint for an extension of the FS-mini arm of additional 400 mm (16").</p>	<p>Part # 17.2004</p>
	<p>GA LC UDS-Adapter Device adapter for mounting an Eyegaze Edge® Model to Rehadapt's Universal Device Socket (UDS). Fastening parts included. UDS not included.</p>	<p>Part # 16.1197</p>
	<p>Floating Arm, Table Clamp, Tilter A mounting system that connects to any sturdy table top surface.</p>	<p>Part # N/A</p>



Optional Eyegaze Mounting Accessories

These items are available for direct purchase and are not submitted for insurance reimbursement

6



Table Clamp

Sturdy mounting base for the floating arm.

Part #
OPT111



Tilter

Pivoting adapter used with the floating arm.

*Requires LC-Tech-Adapter to work with Rehadapt Monty 3D tubes. Not compatible with the FS Mini floor stand.

Part #
OPT 110



M3D Base Coupler

Coupler to easily remove the entire wheelchair mount at the frame clamp. Precise alignment achieved through a racetrack-shaped connection. Hand lever and locking pin for maximum safety. Adds a 38mm offset (1.5").

Part #
OPT 11.1555



LC-Tech-Adapter

Device adapter for mounting the tilter on Rehadapt's Monty 3D tubes. Not compatible with the FS Mini floor stand.

Part #
OPT 16.1021



GA LC UDS-Adapter

Device adapter for mounting to Rehadapt's Universal Device Socket (UDS). UDS not included.

Part #
OPT 16.1197



UDS-22-DC

Universal Device Socket (UDS) with ball joint and QuickShift adjustment. Very easy handling due to the QuickShift handle that firmly secures all joints without the use of tools.

Part #
OPT 16.1051



Optional Eyegaze Floor Stands

These items are available for direct purchase and are not submitted for insurance reimbursement

7



FS TeleFloat Light

Versatile rolling floorstand for positioning devices over beds or wheelchairs, with free floating articulated arm. Gas spring supported height adjustment. Load capacity: 0.7-3 kg (1.5-7 lbs).

Part #
OPT 17.1083



FS TeleFloat Light QP

Versatile QuickPack floorstand with free floating articulated arm for positioning devices over beds or wheelchairs. Adjustable height, QuickPack feature and rolling bag. Load capacity: 0.7-3 kg (1.5-7 lbs).

Part #
OPT 17.1084



FS VarioFloat Light

Versatile rolling floorstand for positioning devices over beds, recliners or wheelchairs, with free floating articulated arm. Height and width adjustable. Load capacity: 0.7-3 kg (1.5-7 lbs).

Part #
OPT 17.1085



FS VarioFloat Light QP

Versatile QuickPack floorstand for positioning devices over beds, recliners or wheelchairs, with free floating articulated arm. Height and width adjustable. QuickPack feature. Load capacity: 0.7-3 kg (1.5-7 lbs).

Part #
OPT 17.1086



FS VarioLock

Versatile rolling floorstand for positioning devices over beds, recliners or wheelchairs. Overhanging arm composed of Monty 3D tubes. Height and width adjustable. Load capacity: 7.5 kg (16.5 lbs).

Part #
OPT 17.1061



FS VarioLock QP

Versatile QuickPack floorstand for positioning devices over beds, recliners or wheelchairs. Overhanging arm made of Monty 3D tubes. Height and width adjustable with QuickPack feature. Load capacity: 7.5 kg (16.5 lbs).

Part #
OPT 17.1063



Optional Eyegaze Floor Stands

These items are not submitted to insurance



FS TeleLock

Telescopic rolling floorstand for positioning devices over beds or wheelchairs. Overhanging arm composed of Monty 3D tubes. Gas spring supported height adjustment. Load capacity: 10 kg (22 lbs).

Part

OPT 17.1050



FS TeleLock QP

Telescopic QuickPack floorstand for positioning devices over beds or wheelchairs. Overhanging arm composed of Monty 3D tubes. Adjustable height and QuickPack feature with rolling bag. Load capacity: 10 kg (22 lbs).

Part

OPT 17.1052



FS PentaFloat-Eco

Rolling floor mount on five-star base to position communication aids over beds, sofas or wheelchairs. Column with fixed height and free floating articulated arm. Load capacity: 0.7-3.0 kg (1.5-7 lbs).

Part

OPT 17.1172



FS PentaLock Tele

Height adjustable telescopic floor mount on five-star base with casters, to position communication aids over beds, sofas or wheelchairs. Classic floorstand arm with double-clamp UDS & QuickShift joints on a small-footprint base. Load capacity: 5kg (11lbs).

Part

OPT 17.1100



Wheelchair Mount

Includes:

- Monty 3D Plus HD Wheelchair mount
- M3D Frame Clamp

Perfect for:

- Wheelchairs

Part

OPT 11.4312 +

FOR INTERNAL USE ONLY

IF A MOUNTING SOLUTION NOT LISTED IS DEEMED A BETTER FIT, SELECT "OTHER" IN TPP'S ORDER FORM AND DETAIL THE REQUEST NAME AND PART NUMBERS. PLEASE LEAVE OUR FUNDING MANAGER A NOTE TO DISCUSS POTENTIAL INSURANCE COVERAGE FOR ANY REQUESTS.